

## Stainless Steel LED Navigation Lights

### T-Top Version

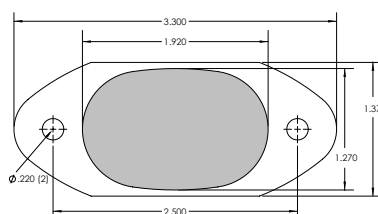


- Small powerful LED light that flush mounts into hull of boat
- Standard size and smaller T-Top size
- Made of 316 stainless steel polished finish
- Consumes 90% less energy than incandescent lights
- Visible for 2 nautical miles
- For use on any vessel up to 65 feet

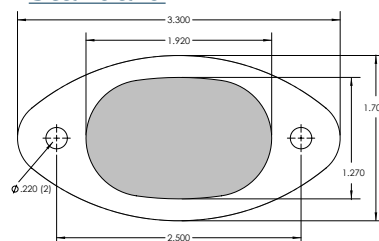
### Standard Version



### T-Top



### Standard



Part #	Description
LEDNL2R	Port: Standard
LEDNL2G	Starboard: Standard
LEDNL2HTR	Port: T-Top
LEDNL2HTG	Starboard: T-Top
LEDNLAP	Adapter Plate - Flat
LEDAP	Adapter Plate - Allows 24 ° Mount on Center Console

### Adapter Plate - Flat



Part #LEDNLAP

### Adapter Plate - 24 °



Part #LEDAP

## Underwater Lighting Model

- 3 LED Model - 1500 lumens each, RGB varies
- 6 LED Model - 2700 lumens each, RGB varies
- 12 Led Model - 5500 lumens each, RGB varies



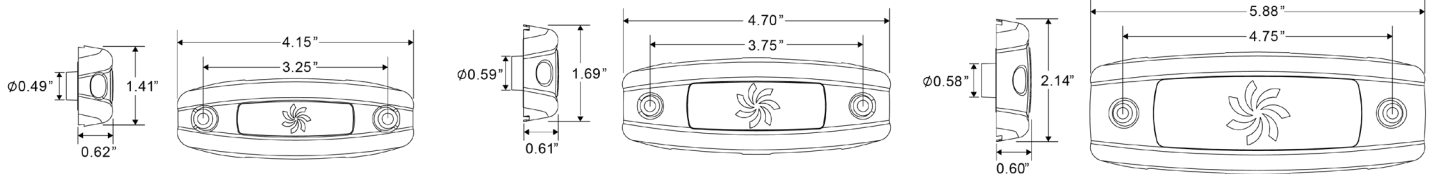
Optional Blue

- Thermal overheat protection
- Anodized die-cast aluminum body IP68
- Add \$10 for powder coat color (optional)

- Available in three vibrant colors, White, Blue & Green, & RGB  
**(RGB's must utilize controller)**
- Includes 316 polished stainless steel covers (standard)
- The brightest surface mounted under water lights available



Optional Black

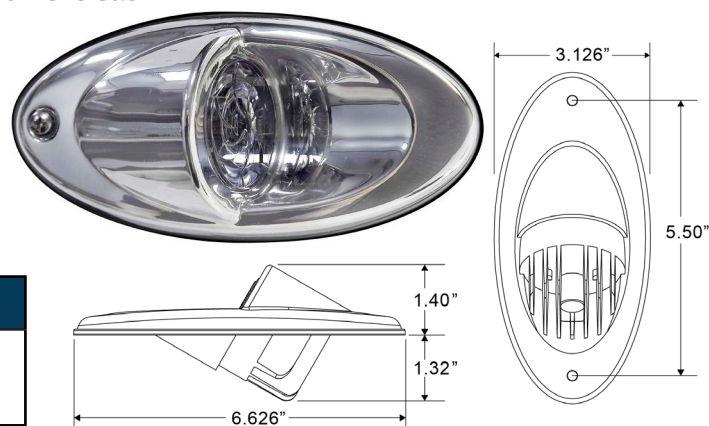


Part #	Description	Amps	Color
LM50-WS03-1	Underwater Light, White, 3 LED, 1500 Lumens	1.08A - 1.32A	White
LM50-BS03-1	Underwater Light, Blue, 3 LED	0.6A - 0.73A	Blue
LM50-GS03-1	Underwater Light, Green, 3 LED	0.6A - 0.73A	Green
LM50-WS06-1	Underwater Light, White, 6 LED, 2700 Lumens	1.98A - 2.42A	White
LM50-BS06-1	Underwater Light, Blue, 6 LED	1.13A - 1.38A	Blue
LM50-GS06-1	Underwater Light, Green, 6 LED	1.13A - 1.38A	Green
LM50-WS12-1	Underwater Light, White, 12 LED, 5500 Lumens	3.96A - 4.84A	White
LM50-BS12-1	Underwater Light, Blue, 12 LED	2.25A - 2.75A	Blue
LM50-GS12-1	Underwater Light, Green, 12 LED	2.25A - 2.75A	Green
LM50-3S03-1	Underwater Light + Driver, RGB 3 LED	2A	Red/Green/Blue
LM50-3S06-1	Underwater Light + Driver, RGB 6 LED	4A	Red/Green/Blue
LM50-3S12-1	Underwater Light + Driver, RGB 12 LED	6A	Red/Green/Blue

## Flush Mount Docking Light

- Combines great appearance with powerful performance of 2000 lumens each
- Waterproof design, made with our TecSeal Urethane potting
- Anodized cast aluminum heatsink IP68
- 316 Stainless steel cover
- Form fitting TPE gasket to protect the boat finish
- Add color to match boat, \$15 pair

Part #	Description	Amps	Color
LE60-WS20-1	Recessed Mount LED Docking Light, Pair	1.25A - 1.75A	White



## Surface Mount Docking Light

- Surface mount design is perfect for pontoons and fishing boats
- 1400 Lumen output per light
- Waterproof design, made with our TecSeal Urethane potting
- Anodized cast aluminum heatsink IP68
- 316 Stainless steel cover
- Form fitting TPE gasket to protect the boat finish
- Excellent forward to side of boat illumination
- Add color to match boat, \$15 pair

Part #	Description	Amps	Color
LE61-WS00-1	Surface Mount LED Docking Light, Pair	0.85A - 1.15A	White




## Spreader Lights

- Designed for the most demanding task illumination applications, in the most extreme environments
- Operating voltage range of 9 – 30 VDC
- Vibration resistant and 100% water proof
- Built with anodized and white powder coated aluminum bodies with impact-resistant polycarbonate flood projection lenses for exceptional durability
- Available with four high-performance white LEDs
- Completely waterproof and sealed to IP68 standards
- Reliable performance over 50,000 hours
- Stainless Steel mounting hardware included
- Bracket version 1450 lumens and flush mount 1300 lumens



Bracket Mount

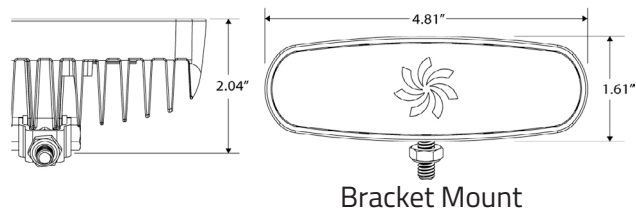
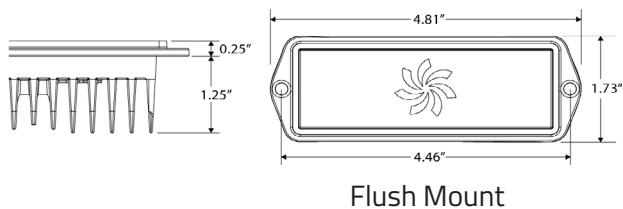


Flush Mount



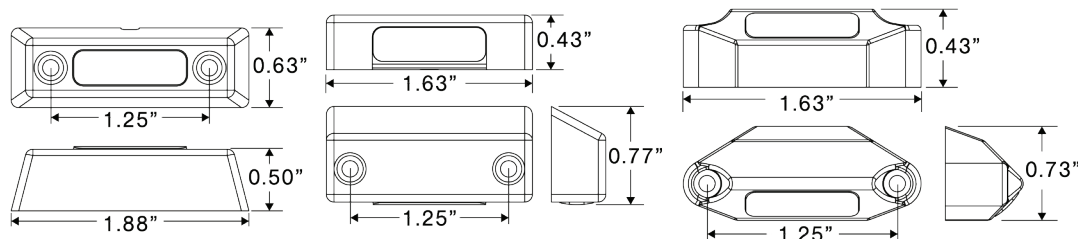
## Spreader Lights - Cont.

Part #	Description	Lumens	Amps	Color
LP10-WWFP-1	Spreader Light Flush Mount, White LED, Pigtail Wires	1300 Lumens	1.08A - 1.32A	White Finish
LP11-WWFP-1	Spreader Light Bracket Mount, White LED, Pigtail Wires	1450 Lumens	1.44A-1.76A	White Finish



## Linear Area/Accent Lights

- Available with three different mounting covers – Horizontal, Vertical, and 45°
- High clarity lens design emits a light projection range of 180° wide
- Corrosion resistant 316 Stainless Steel covers
- Surface mount installation with two fasteners
- Perfect for accent or step lighting
- IP68 rated – Water and dust proof
- White LED model provides 120 lumens



## Linear Area / Accent Lighting

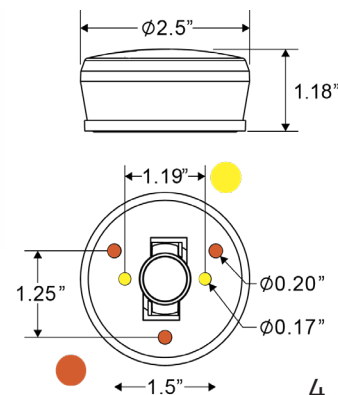
Part #	Description	LED/Lens
LD03-B000-1	Mini Light Blue Lamp Body	Blue
LD03-G000-1	Mini Light Green Lamp Body	Green
LD03-R000-1	Mini Light Red Lamp Body	Red
LD03-W000-1	Mini Light White Lamp Body	White

## Cases

Part #	Description
LD03-OS45-1	Mini Light Stainless 45 Degree Case
LD03-OSH0-1	Mini Light Stainless Horizontal Case
LD03-OSV0-1	Mini Light Stainless Vertical Case

## All-Round Navigation Light Model *(Navigation/Anchor light)*

- Great looking light, designed to provide years of safe boating
- Twist-lock base provides easy installation and hidden fasteners
- TecSeal Urethane Potting
- Excellent UV Resistance
- Meets ABYC A-16 and USCG 2NM
- 360 degree visibility
- 100mA power draw
- IP68 Rated – water & dust proof
- Includes TPE mounting gasket
- Surface mount only



Part #	Description	Amps	Color
LM10-WB00-1	Waketower All-Round Navigation Light, White LED, 2NM	0.09A-0.11A	White